



Handwriting Without Tears®

by Learning Without Tears

Try HITT
the Handwriting Interactive Teaching Tool™

hitt.LWTears.com/ext/CH/2018

More details are on the back cover.

Name: _____

Cursive Handwriting

pianist

teacher

singer





LEARNING Without Tears™

8001 MacArthur Blvd
Cabin John, MD 20818
LWTears.com | 888.983.8409

Author: Jan Z. Olsen, OTR
Content Advisors: Christina Bretz, OTR/L, Tania Ferrandino, OTR/L
Illustrators: Jan Z. Olsen, OTR, Julie Koborg
Graphic Designers: Carol Johnston, Julie Koborg
Editors: Annie Cassidy, Megan Parker

Copyright © 2018 Learning Without Tears

Ninth Edition

ISBN: 978-1-939814-48-7

23456789PAH222120

Printed in the USA

The contents of this consumable workbook are protected by US copyright law. If a workbook has been purchased for a child, the author and Learning Without Tears give limited permission to copy pages for additional practice or homework for that child. No copied pages from this book can be given to another person without written permission from Learning Without Tears.

January 2, 2018

Dear Student,

Can you read this?

It's cursive. Your teacher will help you learn to read and write cursive. I hope that you enjoy the book.



Sincerely,
Jan Z. Olsen

Aa	Bb	Cc	Dd	Ee	Ff	Gg	Hh	Ii	Jj	Kk	Ll	Mm
9	50	8	10	20	24	12	14	32	34	38	22	60

TABLE OF CONTENTS

Preparing for Cursive

Letter to Students	1
Table of Contents.....	2-3
Cursive Lowercase & Capitals	4
Cursive Warm-Ups & Name	5
Paper Placement & Pencil Skills	6
Learn & Check.....	7

Lowercase Letters

Magic c Letters



c	8
a	9
d	10-11
g	12-13

Lowercase: h i p

h	14-15
i	16-17
p	18-19

Lowercase: e l f


e	20-21
l	22-23
f	24-25
Review & Mastery.....	26-27

Lowercase: u y i j

u	28-29
y	30-31
i	32-33
j	34-35
Review & Mastery.....	36-37

Lowercase: k n a

k	38-39
n	40-41
a	42-43
Review & Mastery.....	44-45




Tow Truck Letters: o w b v

o	46-47
w	48-49
b	50-51
v	52-53
Tricky Connections: after o + w	54-55
Tricky Connections: after b + v	56-57
Review & Mastery.....	58-59

Nn Oo Pp Qq Rr Ss Tt Uu Vv Ww Xx Yy Zz
 62 46 18 68 40 42 16 28 52 48 66 30 69

Lowercase: m n

m..... 60-61
 n..... 62-63
 Special Situation m..... 64
 Special Situation n..... 65



Lowercase: x q z

x..... 66-67
 q..... 68
 z..... 69
 Review & Mastery..... 70-71

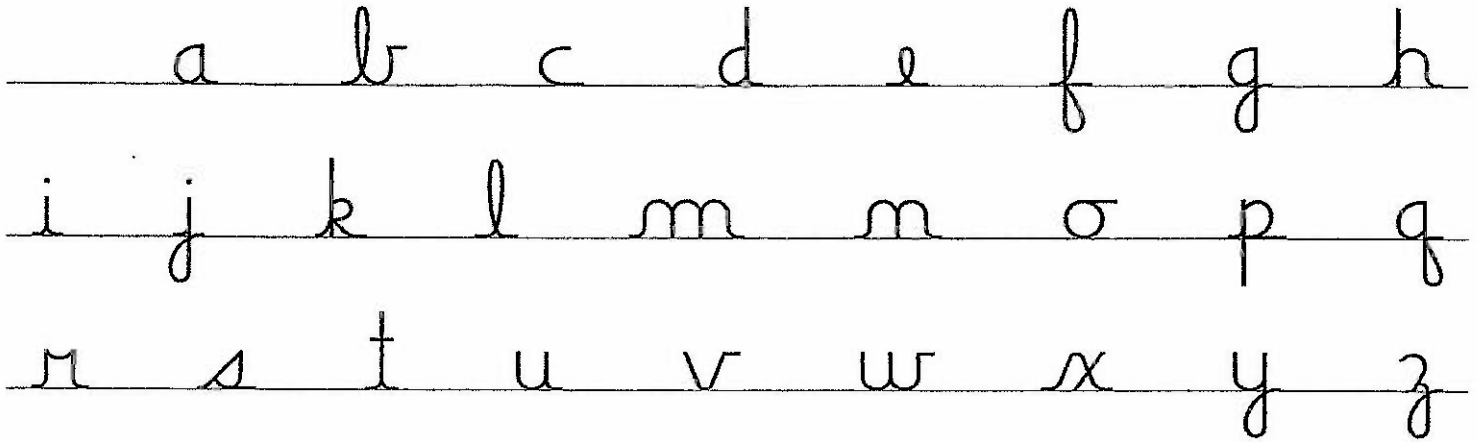
Writing Activities

Poem - "You're or Your?" 77
 Words - Greek & Latin 78
 Paragraph - Maps 79
 Punctuation - Dates, Greetings & Closings 80
 Friendly Letter - Thank You 81
 Words - Suffixes 82
 Paragraph - Galileo 83
 Symbols - Keyboard 84
 Letters - Silent Letters k, w & b 85
 Sentences - Capital Rules 86
 Names - Musicians 87
 Paragraph - Tropical Rainforest 88
 Sentences - Capitalization 89
 Paragraph - Garrett Morgan, Sr. 90
 Words - Compound Words 91
 Paragraph - Bathysphere 92
 Paragraph - Ocean 93
 Sentences - Quotations 94

Capitals

A B C D E F 72
 G H I J K L M 73
 N O P Q R S J 74
 U V W X Y Z 75
 Capital Connections & Review 76


Cursive Lowercase



Connection Rule: When two letters are connected, the first letter is the "boss" of the connection.

1. Base line connections: If the first letter ends on the base line (22 letters), start the next letter on the base line.
2. High connections: If the first letter ends high (Tow Truck Letters: o, w, b, v), start the next letter high.

Cursive Capitals



Connection Rule: Capitals do not have to connect.

1. Connect if it's easy; the capital ends on the base line and on the right side.
2. Don't connect if it's tricky, a high ending, or wrong side.

Cursive Warm-Ups

Under and over

Up and straight down

Up and loop down

Descending loop

Start on the star. Do one row a day.

The practice section consists of three rows of handwriting lines. Each row contains four columns of exercises:

- Under and over:** The first row shows a pencil writing a cursive 'u' that loops under and over the line. The second and third rows show two pairs of cursive 'u' and 'o' for tracing, each starting with a star.
- Up and straight down:** The first row shows a pencil writing a vertical line that goes up and then straight down. The second and third rows show two pairs of vertical lines for tracing, each starting with a star.
- Up and loop down:** The first row shows a pencil writing a vertical line that loops back up before going down. The second and third rows show two pairs of these looped lines for tracing, each starting with a star.
- Descending loop:** The first row shows a pencil writing a vertical line that loops back up and then descends. The second and third rows show two pairs of these descending loops for tracing, each starting with a star.

My Name in Cursive

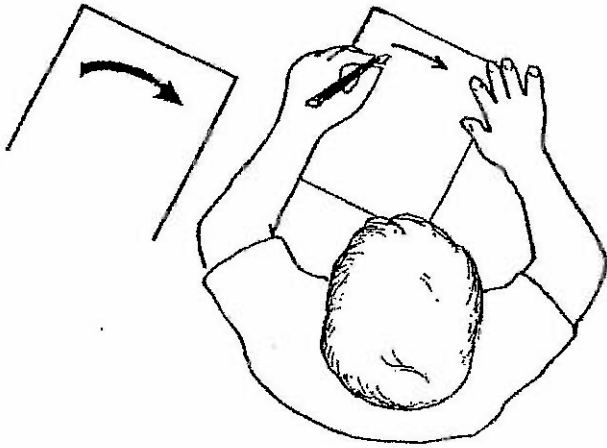
Name: _____

Name: _____

Paper Placement & Pencil Skills


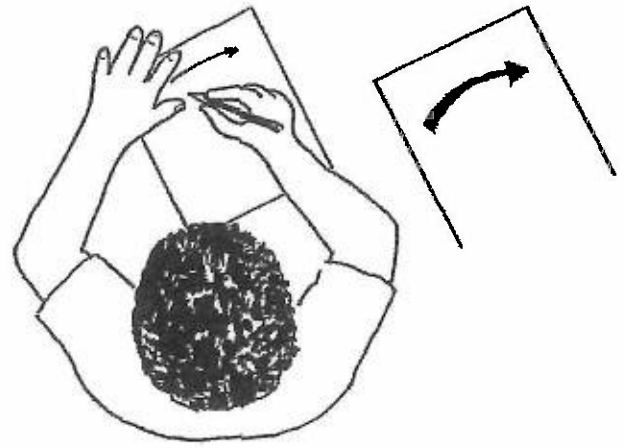
LEFT-HANDED

Place the **left** corner higher.



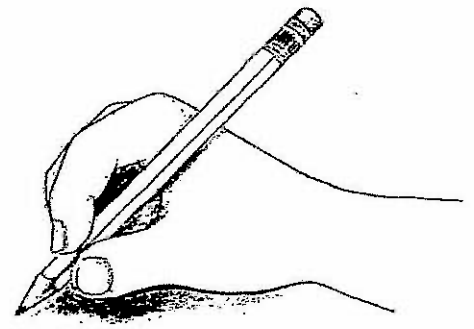
RIGHT-HANDED

Place the **right** corner higher.




Standard grip: Hold pencil with **thumb + index finger**.
Pencil rests on middle finger.


Eraser points to **left** shoulder.



Eraser points to **right** shoulder.



Alternate grip: Hold pencil with **thumb + index and middle fingers**.
Pencil rests on ring finger.




Learn & Check


Learn letters, words, sentences, and how to check them.
When you see the box , it's time to check your work.

Check letter Teachers: Help children their letter for correct start, steps, and bump.

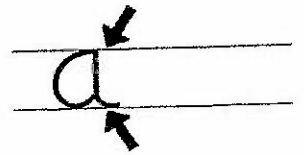
1. Start correctly.



2. Do each step.



3. Bump the lines.



Check word Teachers: Help children their word for correct letter size, placement, and Connections.

1. Make letters the correct size.

2. Place letters correctly: tall, small, or descending.

h

Tall


a

Small

g

Descending

3. Connect letters correctly.

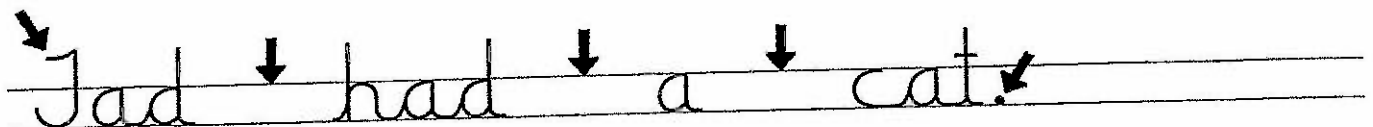


Check sentence Teachers: Help children their sentence for correct capitalization, word spacing, and ending punctuation.

1. Start with a capital.

2. Put space between words.

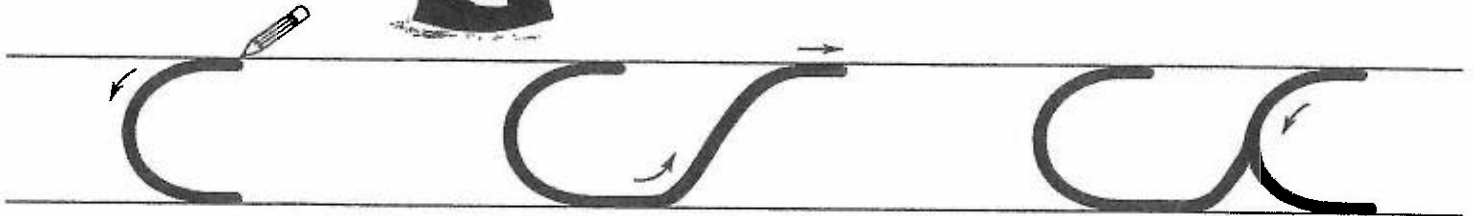
3. End with . ? or !



c is c



Hi! I'm the Magic C Bunny.
I'll help you start cursive.



Magic c .

travel on the line
slide up and over

come back
make a new c

Start on the dot. Copy C.

Check C




Start on the dot. Copy the models.



a is a



Change c into a. Here's how:



Magic c

up like a



bump
back down
bump
travel away

Start on the dot. Copy a.


Check a



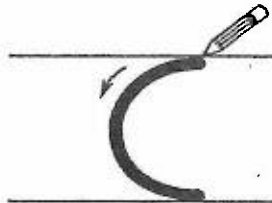
Start on the dot. Copy the models.



d is d



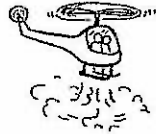
Now change c into d.



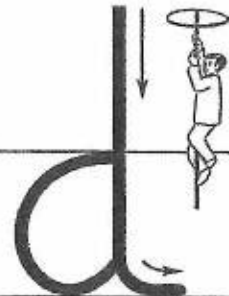
Magic c



up like a



up higher





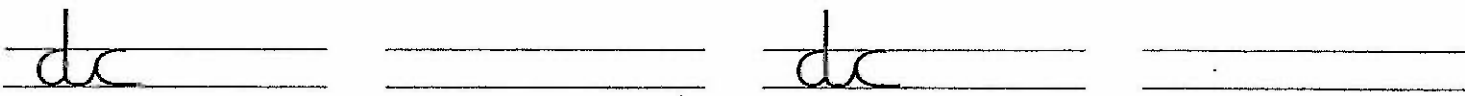
back down
bump
travel away

Start on the dot. Copy d.

Check d



Copy the models.



Check dad

Copy d.

d d d d d

Copy the models.

da da

cd cd

dad dad

add add

cad cad

Write lowercase c next to capital C. Start on the dot.

Cc C. C. C. C.

Write lowercase a next to capital A. Start on the dot.

Aa A. A. A. A.


Write lowercase d next to capital D. Start on the dot.


Dd D. D. D. D.


g is g

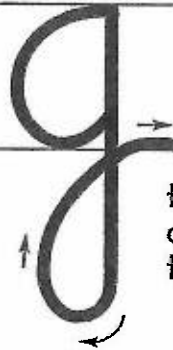


Think of this ruler to help you make a straight line.

Magic c 

up like a 

back down 

turn aim for corner travel away 

Start on the dot. Copy g.

Check g

g . g . g .

Copy the models.

gad _____

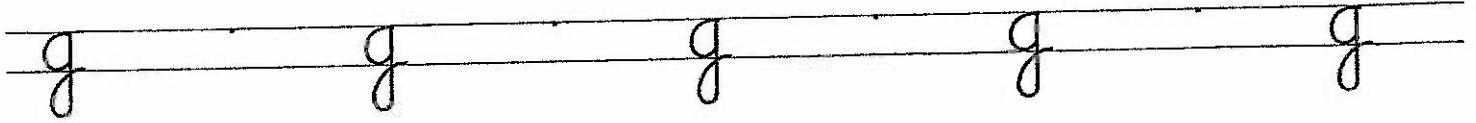
gac _____

agg _____

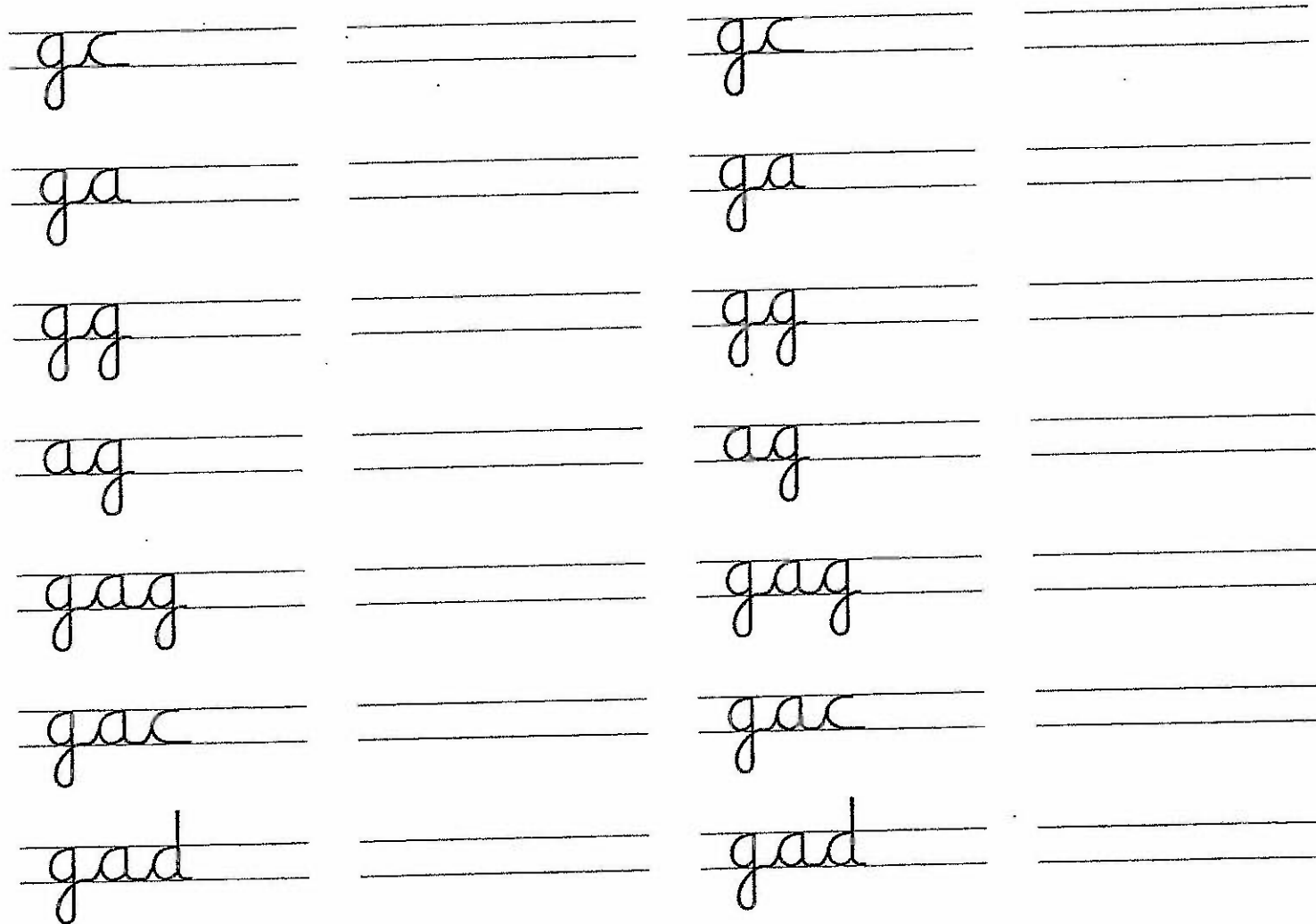
gag _____

Check gag

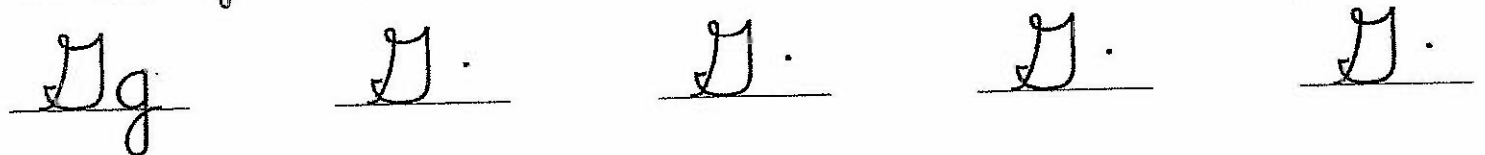
Copy g.



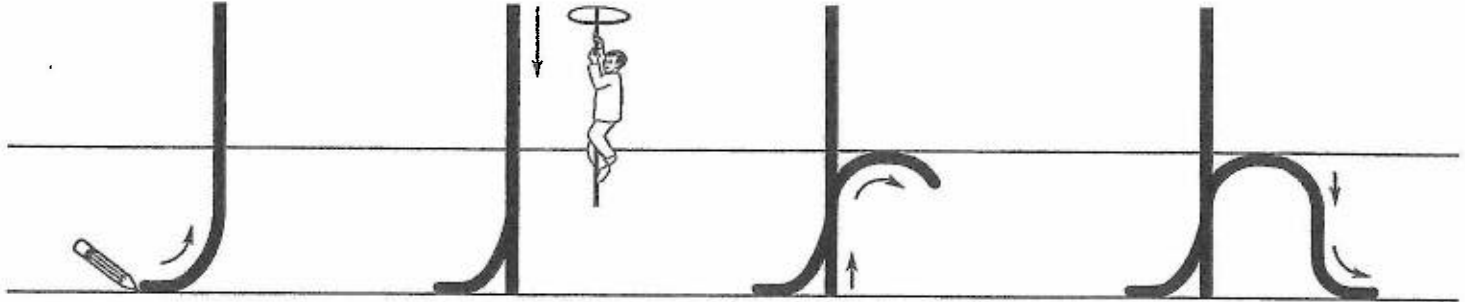
Copy the models.



Write lowercase g next to capital G. Start on the dot.



h is h

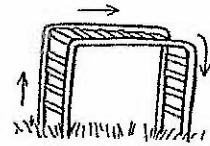


travel up like a



back down bump

climb back up and over




and down bump travel away


Can you climb up + over + down?

Start on the dot. Copy h.

Check h



Copy the models.



Check had

Copy h.

h h h h h

Copy the models.

ha ha

ah ah

had had

cha cha

hag hag

hac hac



aha aha

Write lowercase h next to capital H. Start on the dot.

Hh H H H H H

t is t

Left-handed?
You may cross this way.



travel
up like a




back down
bump
travel away

cross

Start on the dot. Copy t.

Check t



Copy the words.



Check hatch



Copy t.

t t t t t

Add th.

fourth

fish

six

seven

Add atch.

catch


match

patch

watch

Copy the sentences.

Jad had a cat.



J

That cat had a tag.

J

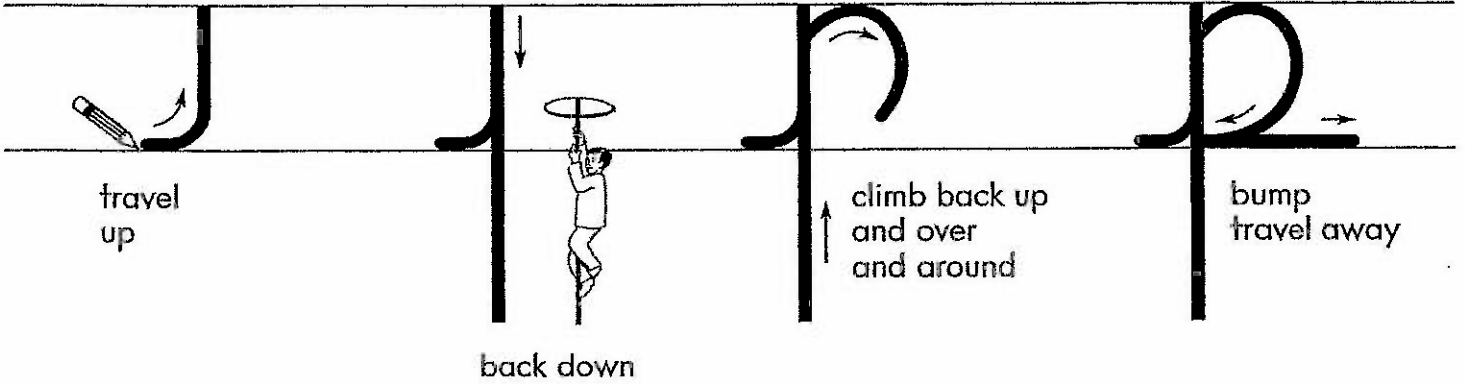
Check Sentence

p is p



Be sure to stay on the pole when you climb back up.

bump



Start on the dot. Copy p.

Check p.

p . p . p .

Copy the words.

pad _____ pad _____


tap _____ tap _____

patch _____ patch _____

chap _____ chap _____

Check chap

Copy p.



p p p p p

Copy the words.

cap	_____	cap	_____
gap	_____	gap	_____
pat	_____	pat	_____
path	_____	path	_____

Copy the sentences.

Pat had a cap.



p

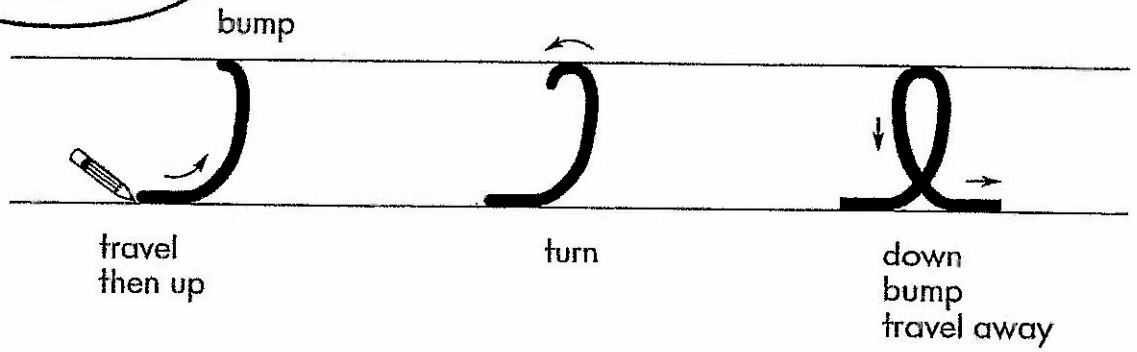
Papa, catch that.

p

e is l



Name that letter!
It's _____.



Start on the dot. Copy l.

Check l

l . l . l .

Copy the words.

each

each

head

head

teepee


teepee

heat

heat

Check heat

Copy e.



e e e e e

Add ace.

race

pl

l

f

Add ape.

shape

gr

c

t

Add eep.

deep


j

sl

k

Copy the sentences.

Ed ate the peach.



E

Ed patched the cage.


E

Check Sentence

l is l



Name that letter!
It's _____.



travel
then up

turn


down
bump
travel away

Start on the dot. Copy l.


Check l



Copy the words.



Check late



Copy l.

l l l l l

Add all

hall

m

f

t

Add ple

purple

sam

sim

ap

Add eel

wheel


p

f

h

Copy the sentences.

Leah pet a cat.



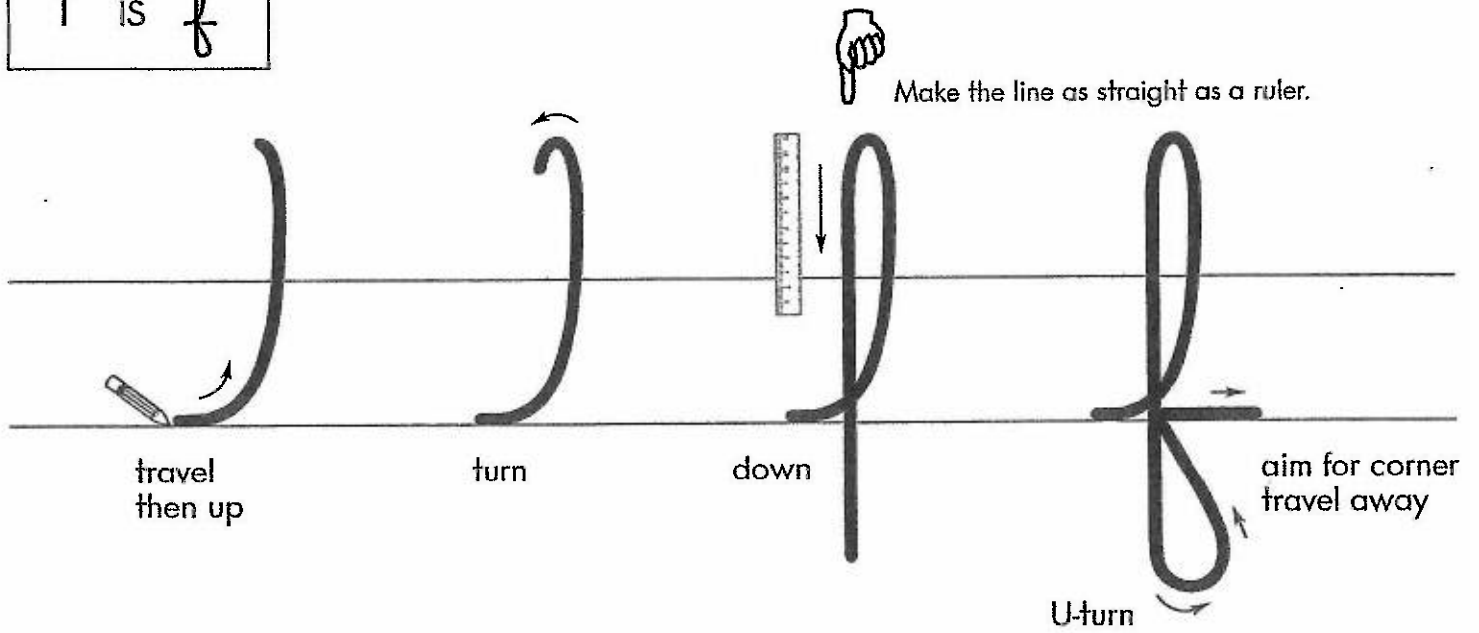
L

Lee called a pal.

L

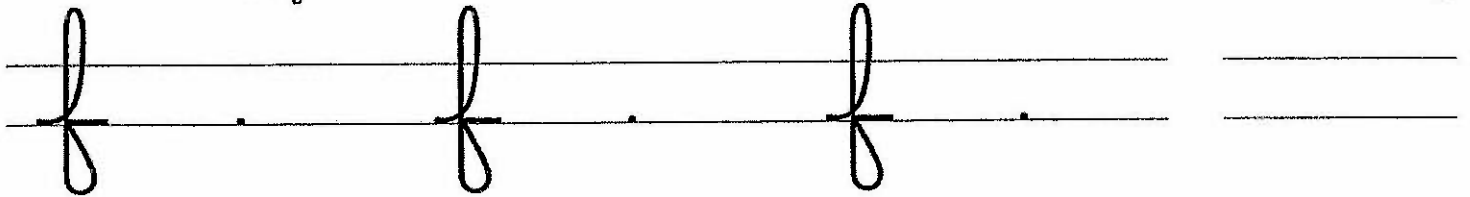
Check Sentence

f is f

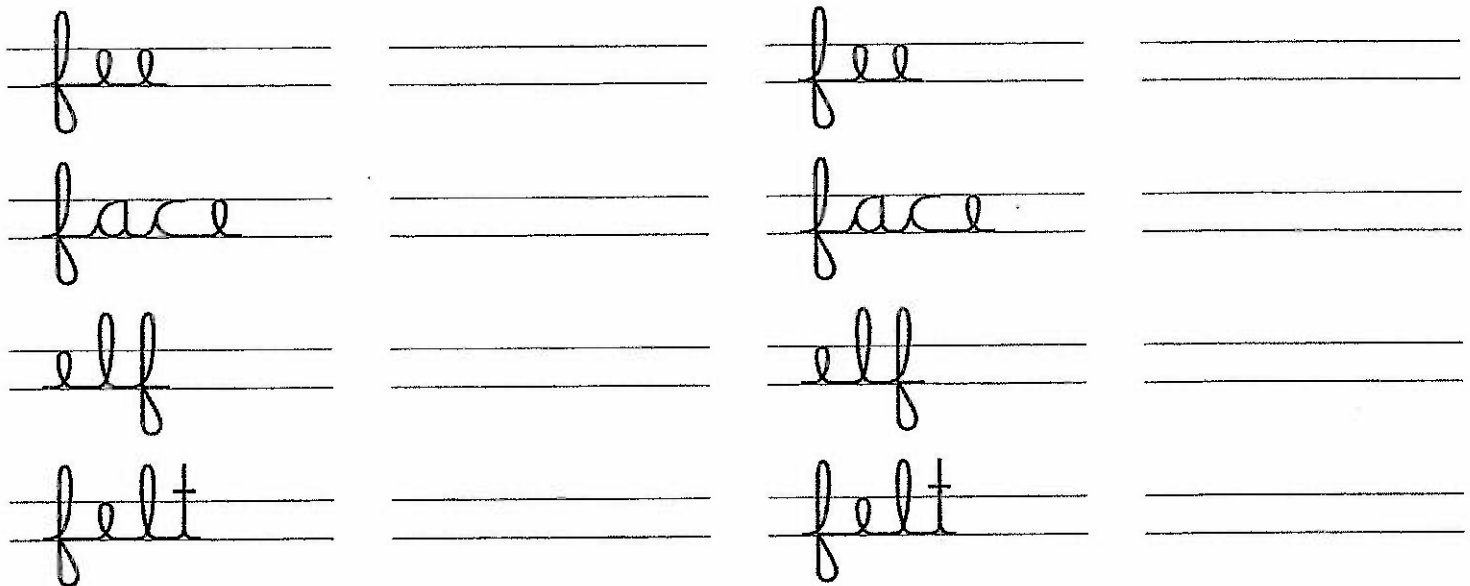


Start on the dot. Copy f.

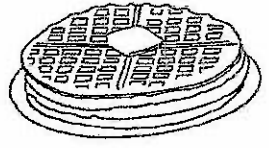
Check f



Copy the words.



Check felt



Copy f.

f f f f f

Add ift.

lift

g

sh

dr

Add fle.

waffle

raf

smif

duf



Copy the sentences.

Fala felt the eel.

F

Face that fact.

F

Review & Mastery: Cursive to Cursive



a b c d e f g h i j k l m
n o p q r s t u v w x y z

Wait for the teacher to play The Freeze Game.

each - peach

lace - place

hat - that

age - page

fall - tall

ate - gate

led - fled

ace - face

Print to Cursive

Spelling to Cursive

eat → eat



Here are irregular verbs.
Translate the verbs to cursive.

Wait for the teacher to spell the words.
Write the Silly Spelling Words in cursive.

1. eat

1. _____

2. ate

2. _____

3. fall

3. _____

4. fell

4. _____

5. lead

5. _____

6. led

6. _____

7. feel

7. _____

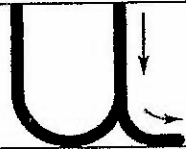
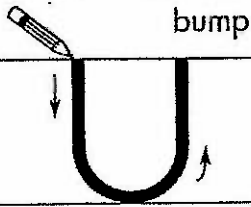
8. felt

8. _____

u is u



Ride the u.
Then back down.



down
travel up

back down
bump
travel away

Start on the dot. Copy u.

Check u

u . u . u .

Copy the words.

up

up

glue

glue

clue

clue

cut

cut

Check cut

Copy U.



u u u u u

Add ful.

careful

hope

cheer

help

peace

harm

use

color

Copy the sentences.



Ulla laughed at that.

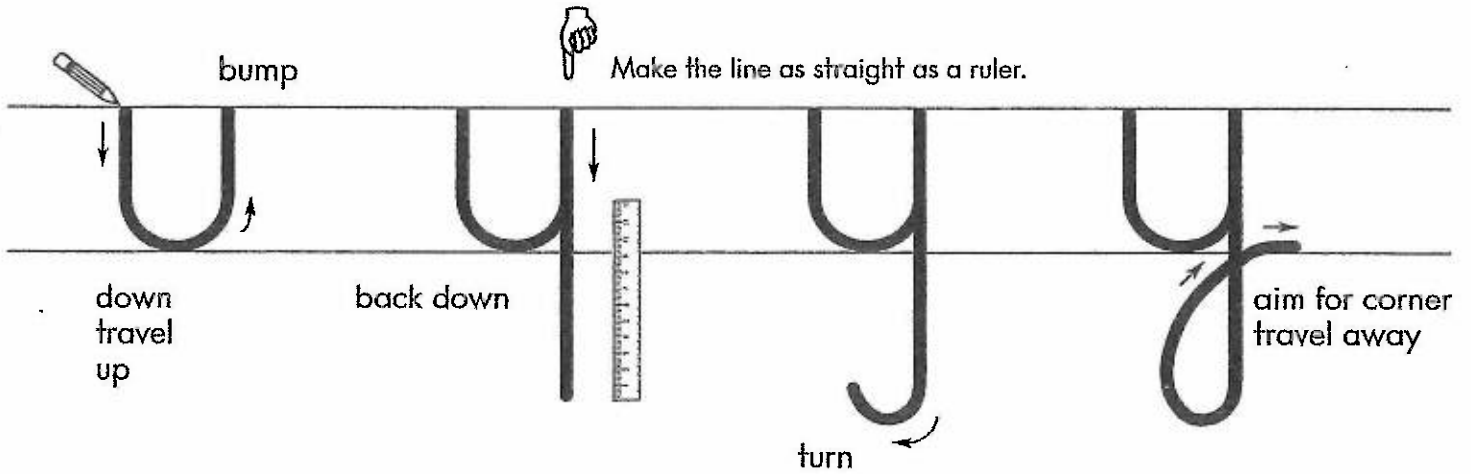
U

Ulla caught a cap.

U

Check Sentence

y is y

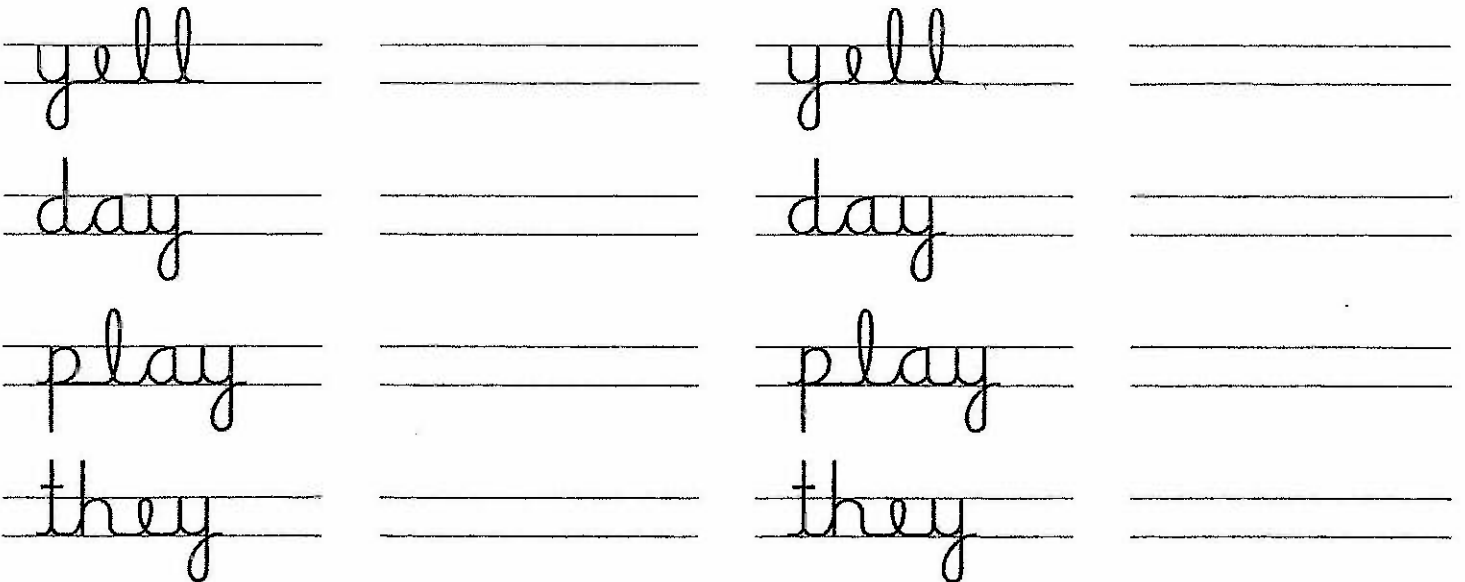


Start on the dot. Copy y.

Check y

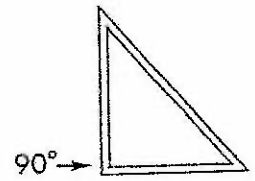


Copy the words.



Check they

Copy y.



y y y y y

Add ty.

twenty

six

thir

seven

fort

eigh

fif

nine

Copy the sentences.

Yul yelled, "Help!"




Y H

Yul played all day.

Y

Check Sentence

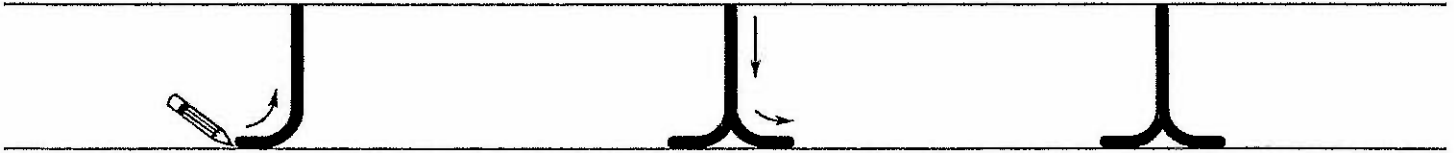
i is i



Seeing spots?
No, these are dots.

bump

● dot




travel up

back down
bump
travel away

Start on the dot. Copy i.


Check i



Copy the words.



Check itch



Copy i.

i i i i i

Add ill

spill

ch

f

thr

Add it

exit

km

spl

sk

Add ip

ship


cl

dr

tr

Copy the sentences.

Ida pitched it high.




I

Ida did a high flip.

I

Check Sentence

j is j



bump

travel up

back down

turn

dot

aim for corner travel away

Start on the dot. Copy j.


Check j

Handwriting practice lines for the cursive letter 'j'. Each line starts with a dot on the top line. The first three lines show the letter 'j' being copied. The fourth line is blank for checking.

Copy the words.

Handwriting practice lines for the words 'jelly', 'jet', 'juicy', and 'jug'. Each word is written in cursive on the first line of a set of three lines, followed by two blank lines for copying. The words are: 'jelly', 'jet', 'juicy', 'jug'.

Check jug



Copy j

j j j j j

Copy the words.

jay

jay

judge

judge

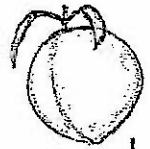
jeep

jeep

eject

eject

Copy the sentences.



Jade ate a juicy peach.

J _____

Jaylee juggled.

J _____

Check Sentence

Review & Mastery: Cursive to Cursive



a b c d e f g h i j k l m
n o p q r s t u v w x y z

Cursive with new letters: u y i j

Wait for the teacher to play The Freeze Game.

jeep - deep

pay - jay

fight - tight

life - lift

jet - get

field - yield


full - pull

itch - pitch

Print to Cursive

Spelling to Cursive

dig → dig



Here are irregular verbs.
Translate print into cursive.

Wait for the teacher to spell the words.
Write the Silly Spelling Words in cursive.

1. dig

1. _____

2. dug

2. _____

3. pay

3. _____

4. paid

4. _____

5. catch

5. _____

6. caught

6. _____

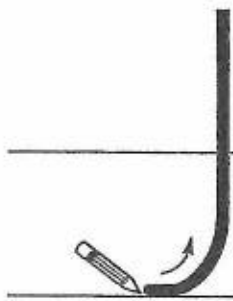
7. light

7. _____

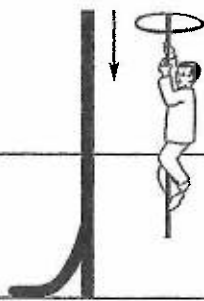
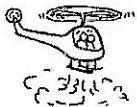
8. lit

8. _____

k is k



travel
up like a



back down
bump




climb back up
over
and around





kick!
slide down
travel away

Start on the dot. Copy k.

Check k



Copy the words.



Check tick



Copy k.

k k k k k

Add ick.

trick

brick

stick

stick

Add kle.

pickle


tick

wrim

am

Copy the sentences.

Keith kept the key.




K

Kelly flipped the kayak.

K

Check Sentence

r is M




Start on the dot. Copy M.

Check M.



Copy the words.



Check their



Copy M.

M M M M M

Add *wh*.

where

th

h

sph

Add *ear*.

Dear

m

y

f


Add *ar*.

star

c

f

j



Copy the sentences.

Rafael placed third.

R

Rafael raced after her.

R


Check Sentence

S is *ʌ*



First make a straight jet takeoff!

bump



Start on the dot. Copy *ʌ*.

Check *ʌ*

ʌ . *ʌ* . *ʌ* .

Copy the words.

she _____ *she* _____

ship _____ *ship* _____

kiss _____ *kiss* _____

rust _____ *rust* _____

Check *rust*

Copy A.

A . . . A . . . A . . . A . . . A

Add est

tallest

short

hard

soft

Add ist

artist


dent

flor

styl

Copy the sentences.

Sarah skates fast.




S

Seth tells tall tales.

S

Check Sentence

Review & Mastery: Cursive to Cursive



a b c d e f g h i j k l m
n o p q r s t u v w x y z

Cursive with new letters: k r s

Wait for the teacher to play The Freeze Game.

she - her

kid - mid

pair - fair

pick - trick

just - must

ace - aces

make - take

paid - maid

Print to Cursive

Spelling to Cursive

sit → sit



Here are irregular verbs.
Translate print into cursive.

Wait for the teacher to spell the words.
Write the Silly Spelling Words in cursive.

1. sit

1. _____

2. sat

2. _____

3. keep

3. _____

4. kept

4. _____

5. say

5. _____

6. said

6. _____

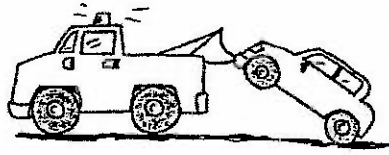
7. read

7. _____

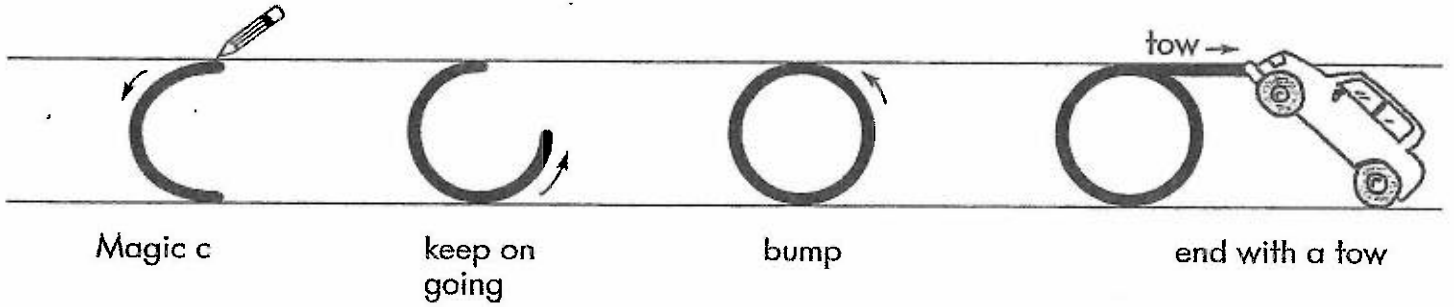
8. read

8. _____

o is o



Now you are ready to learn the Tow Truck Letters. Tow Truck Letters always end with a tow.




Start on the dot. Copy o.

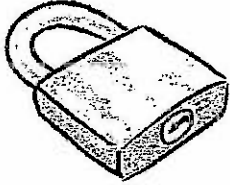
Check o



Copy the words.



Check loud



Copy O.

O O O O O

Add our.

four

p

y

h

Add out.

boat

c

fl

g

Add ock.

lock

d

sh

bl

Copy the sentences.



Otto plays soccer.

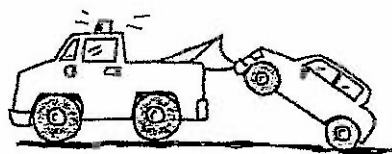
O

Octopuses grasp prey.

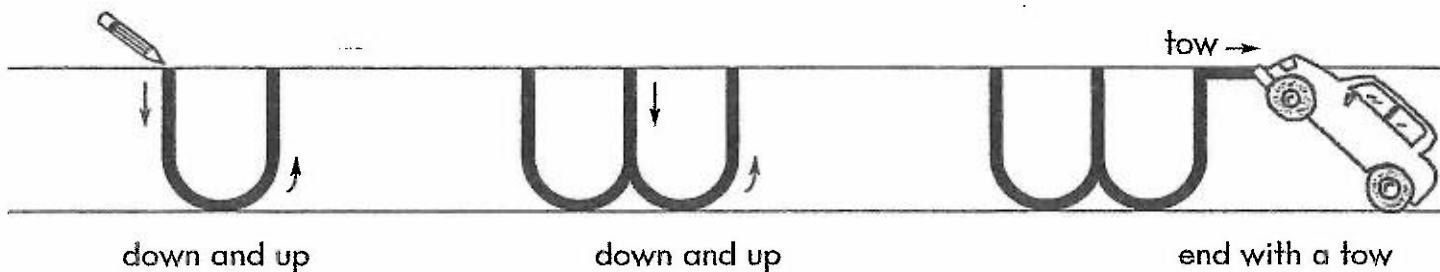
O

Check Sentence

W is w



Tow Truck Letters always end with a tow.



down and up

down and up


end with a tow

Start on the dot. Copy w.

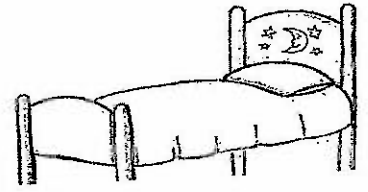
Check w



Copy the words.



Check jaw



Copy W.

W W W W W

Add way.

subway

free

jet

high


Add low.

pillow

hol

yel

fol



Copy the sentences.

Willy saw the walrus.

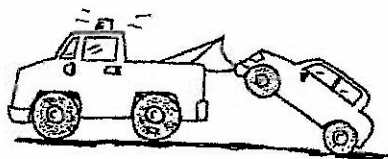
W

Wait, oh, please wait!


W

Check Sentence

b is l



Tow Truck Letters always end with a tow.

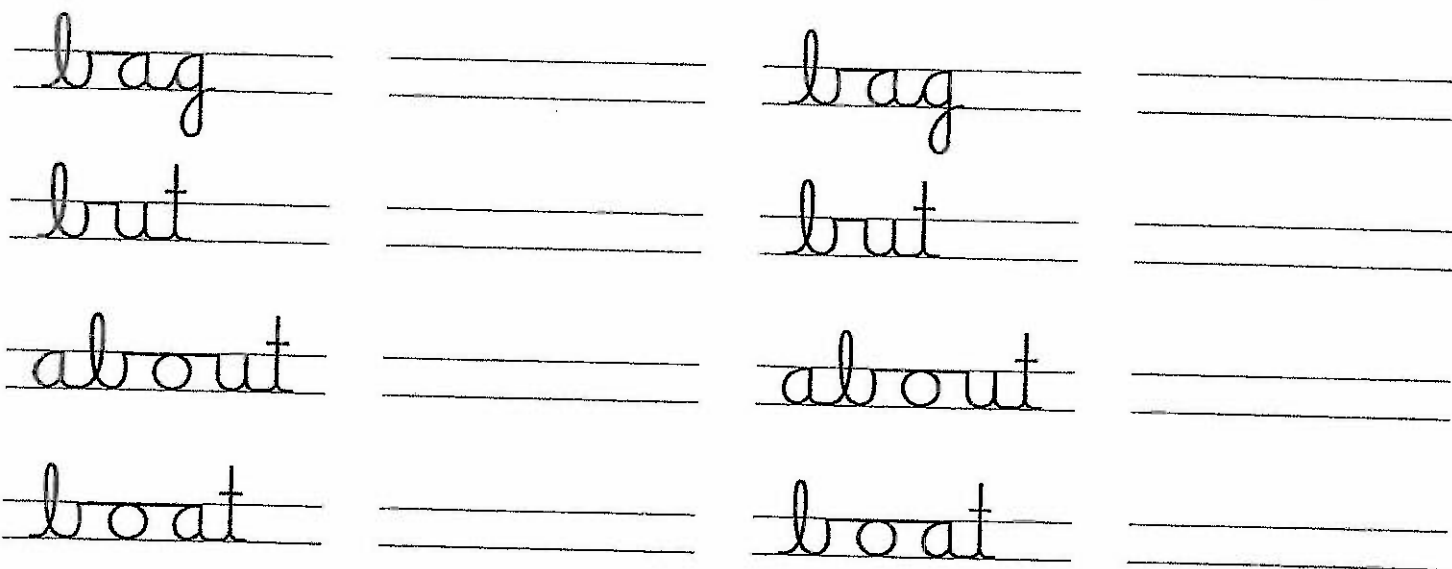


Start on the dot. Copy l.

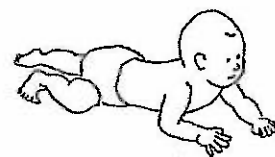


Check l

Copy the words.



Check boat



Copy b.

b b b b b

Copy the words.

baby _____ baby _____

crab _____ crab _____

base _____ base _____

bugs _____ bugs _____



Copy the sentences.

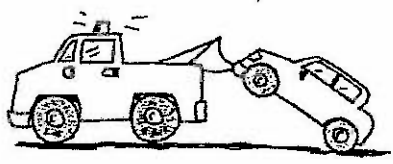
Bats fly out at dusk.

B _____

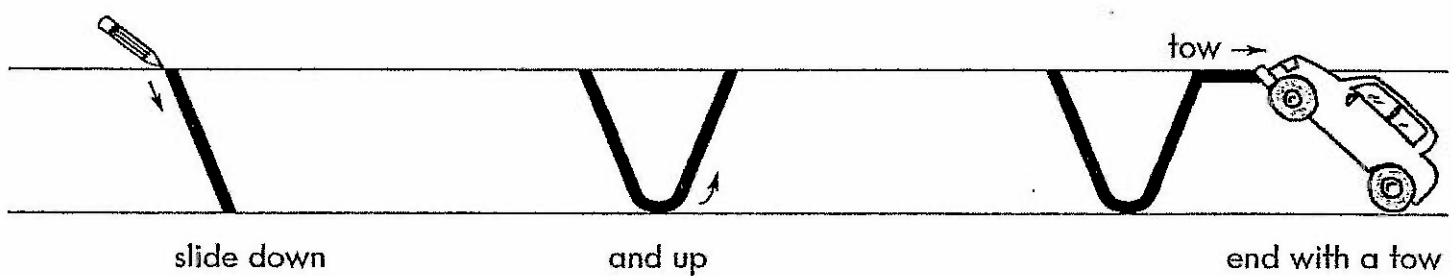
Bats eat little bugs.

B _____

v is v



Tow Truck Letters always end with a tow.



Start on the dot. Copy v.

Check v

v . v . v .

Copy the words.

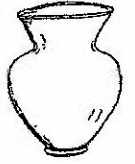
vow _____

vast _____

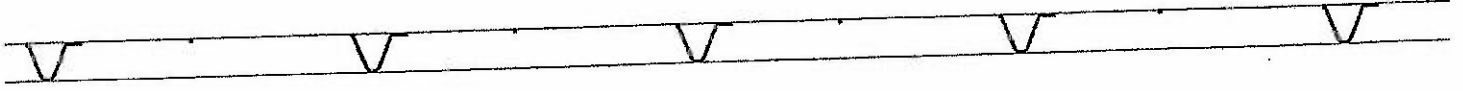
lava _____

value _____

Check value



Copy V.



Copy the words.


vase




vase



vary



vary



vocal



vocal



vault




vault



Copy the sentences.

Vultures are bald.



V

Vipers are reptiles.

V

Check Sentence

Tricky Connections - after σ




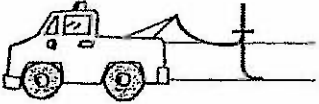
Crank us up
to tow us.

t

k

l

f




Copy the models.

hot

took

old

of



big smile
for the tow

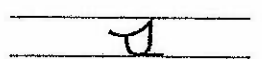
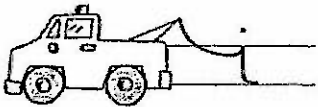
Crank us up
to tow us.

i

n

e

a



Copy the models.

oil

on

toe

lost

Tricky Connections - after w

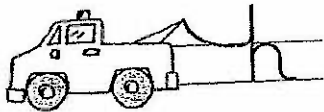
Crank us up
to tow us.

h

h

h

h



h

h

h


Copy the models.

who

what

where

why



big smile
for the tow

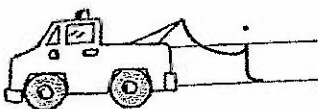
Crank us up
to tow us.

i

n

l

s



n

l

s

Copy the models.

wish

write

we

jaws

Tricky Connections - after b

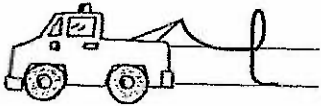
Crank us up
to tow us.

l

l

b

b



l

b

b


Copy the models.

blue

black

rabbit

tabby



big smile
for the tow

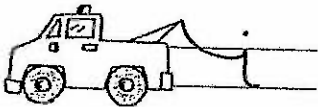
Crank us up
to tow us.

i

n

e

s



n

e

s

Copy the models.


bite

brag

best

tubs

Tricky Connections – after V



big smile
for the tow

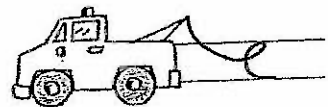
Crank us up
to tow us.

l

l

l

l



l

l

l

Copy the models.

very

verb

save

have

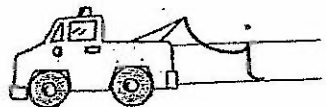
Crank us up
to tow us.

i

i

i

i



i

i

i

Copy the models.

vice

video

view

virus

Review & Mastery: Cursive to Cursive



a b c d e f g h i j k l m

n o p q r s t u v w x y z

Cursive with new letters: b o v w

Wait for the teacher to play The Freeze Game.

what - where

for - before

over - ever

avid - avoid

hot - got

best - vest


blue - value

look - took

Print to Cursive

Spelling to Cursive

lose → lose



Here are irregular verbs.
Translate print into cursive.

Wait for the teacher to spell the words.
Write the Silly Spelling Words in cursive.

1. lose

1. _____

2. lost

2. _____

3. give

3. _____

4. gave

4. _____

5. write

5. _____

6. wrote

6. _____

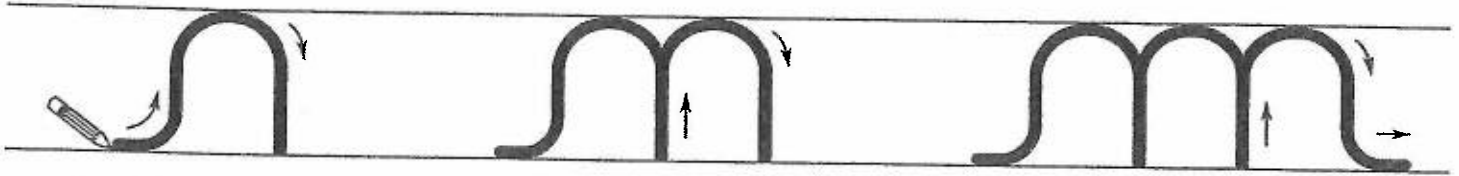
7. buy

7. _____

8. bought

8. _____

m is m



travel
up and over
down

up and over
down

up and over
down
travel away

Start on the dot. Copy m.


Check m.



Copy the words.



Check made



Copy m.

m m m m m

Add ium.

calcium

aquarium

warm

stadium

sodium

medium

lithium

gymnasium

Copy the sentences.



Some mammals swim.

S

Mice are mammals.

m

n is m



travel
up and over
down


up and over
down
travel away

Start on the dot. Copy m.

Check m



Copy the words.



Check mail



Copy m.

m m m m m

Copy the words.

nest

nest

nose


nose

even

even

name

name



Copy the sentences.

Saturn has many rings.

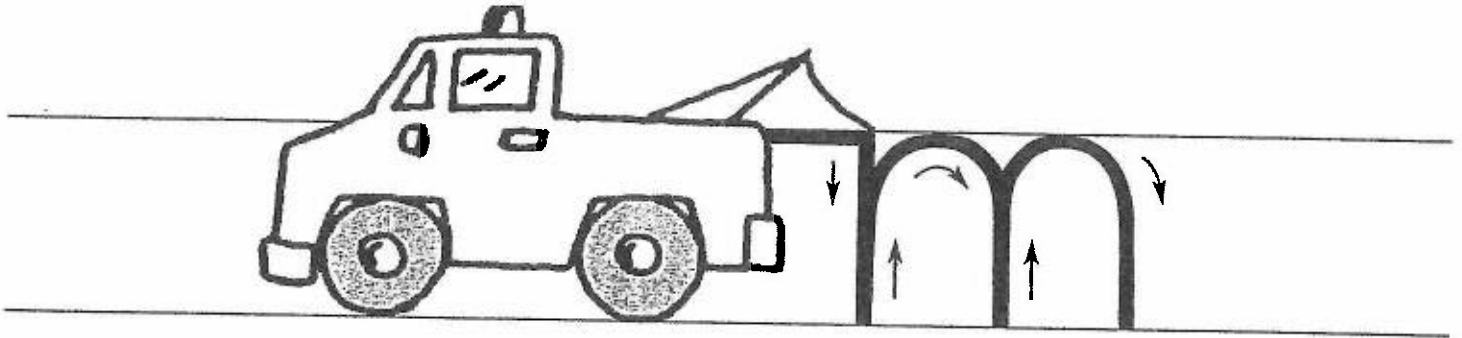
S

Neptune is a planet.

N

Check Sentence

SPECIAL SITUATION



After a Tow Truck Letter, use **printed** m.

Start on the dot. Copy m.

Check m.

m . m .

come

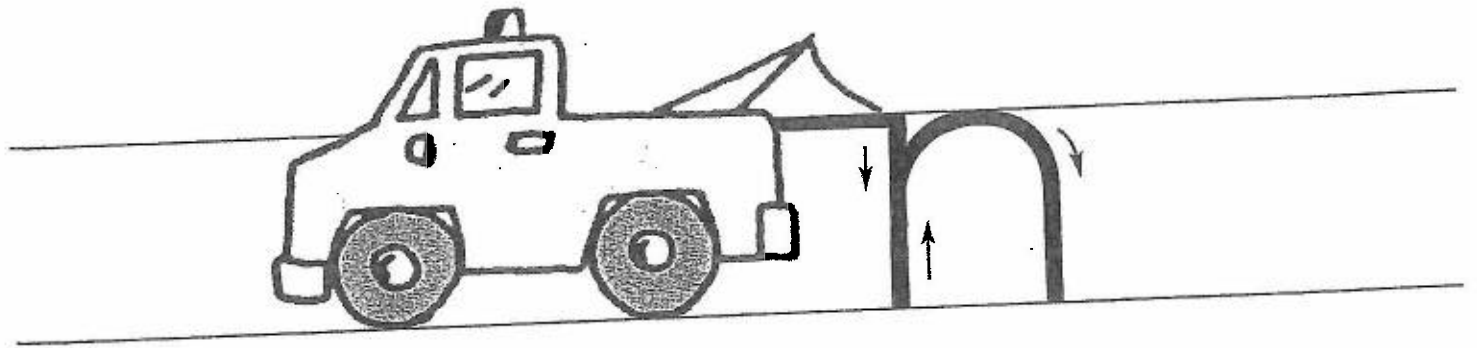
from

home

some

Check some.

SPECIAL SITUATION



After a Tow Truck Letter, use **printed n**.

Start on the dot. Copy n.

Check n

n n n

Copy the words.

on on

own own

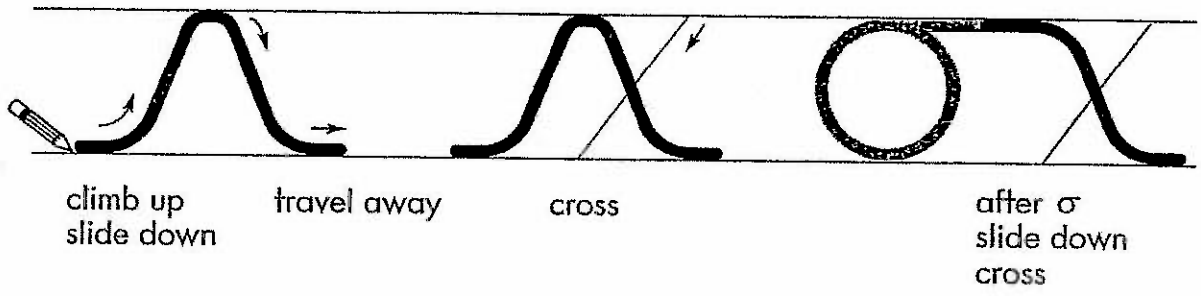

only only

more more

Check more

X is *ℵ* or *χ*

Don't cross me until you finish writing the word.



Start on the dot. Copy *ℵ*.

Check *ℵ*


ℵ . *ℵ* . *ℵ* .

Copy the words.

exit _____ *exit* _____
sixty _____ *sixty* _____
tax _____ *tax* _____
exam _____ *exam* _____

Check *exam*

Copy *ix* and *X*.



ix . . . *ix* . . . *X* . . . *X* . . . *X*

Add *ix*.

mix

f

s

m

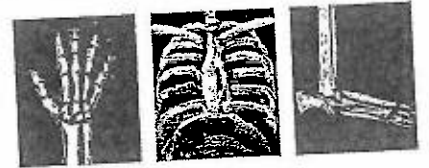
Add *ox*.

fox

b

phl

l



Copy the sentences.

X-rays show bones.

X

Xavier took an exam.

X

Check Sentence

q is q



Here's how to make c into q.

Magic c

up like a

bump

back down

U-turn

aim for corner travel away

Start on the dot. Copy q.

q q q

Copy the words.

Check q

quiet quick equal queen

Copy the sentence.

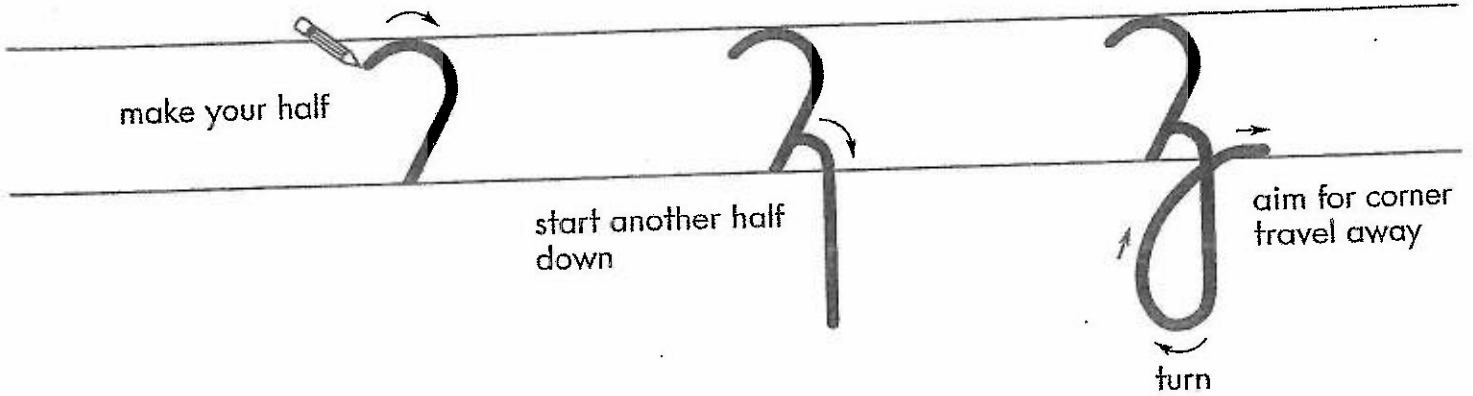


Check queen

Zwimm wrote the quote.


2

Check Sentence

Z is z




Start on the dot. Copy z



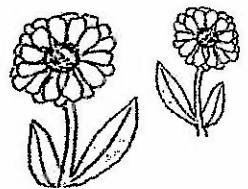

Copy the words.

Check z



Copy the sentence.

Check dozen



Check Sentence

Review & Mastery: Cursive to Cursive



a b c d e f g h i j k l m
n o p q r s t u v w x y z

Cursive with new letters: m n q x z

Wait for the teacher to play The Freeze Game.

came - same

come - some

wim - mime

won - none

six - fix

box - fox


quit - quiz

size - prize

Print to Cursive

Spelling to Cursive

make → make



Here are the irregular verbs.
Translate print into cursive.

Wait for the teacher to spell the words.
Write the Silly Spelling Words in cursive.

1. make

1. _____

2. made

2. _____

3. know

3. _____

4. knew

4. _____

5. freeze

5. _____

6. froze

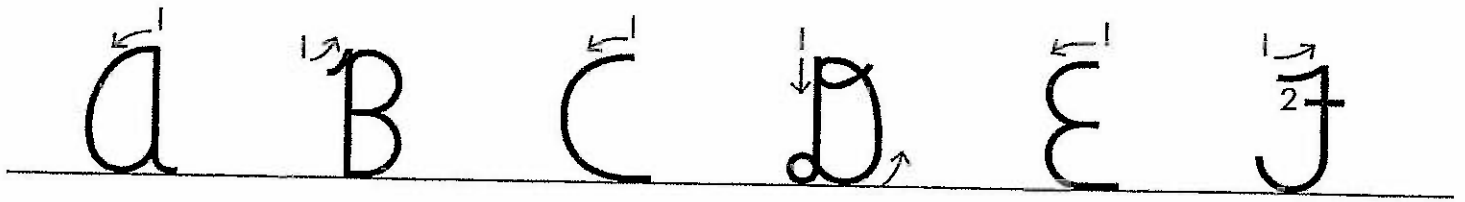
6. _____

7. quit

7. _____


8. quit

8. _____




Trace the steps.

Trace the first word. Copy the sentences.




At asked, "Are you asleep?"




Bob backpacked in Brazil.



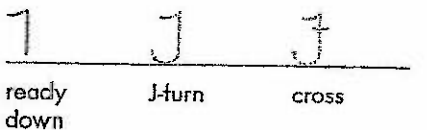
Cindy called Cousin Carl.




Dan drove on Delo Dr.



Ed enjoyed Europe.



Fiona flew on Friday.



curve up
top like e + i
down big J-turn
end



Georgia glided in Greece.



ready down
down
up over
end

Hey has a homophone.



curve up
down J-turn
end

I am invited Isabel.



curve up
straight down
small J-turn
end

Jake jumped in January.



ready down
kick!
slide down

Kim kayaked in Kansas.



start with e in the air
down small turn
flip over

Lori liked Lake Louise.



ready down
up over
again down

Mr. Moe met Meagan.

n o p q r s j

1 n
ready down up over down

Nov. is for November.

C O O
Magic C keep on going end

Ottawa is in Ontario.

1 P
ready down up around

Pre- is a prefix.

Q q q
half heart small turn flip over

Quit that, Quentim!

1 P R
ready down up around slide down


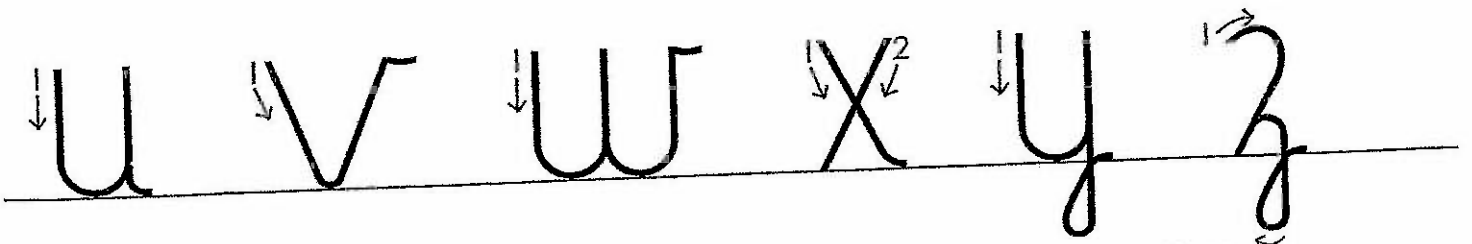
Raisa reads Russian.

/ S S
straight jet takeoff print S end

Sue signed, "Sincerely, Sue."

1 J
ready down J-turn

Today isn't Thanksgiving.

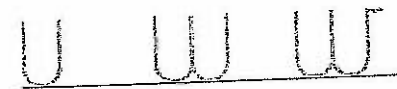


down
travel
up



slide
down

up
end



down
travel
up


again

end



slide
down

cross
down



down
travel
up

back
down

small
J-turn

end



half
heart

up
over
down

small
J-turn

end

Uncle Udall is in Utah.

Violet viewed Venus.

Wed. is for Wednesday.

Xandria got an X-ray.

You sang "Yesterday."

Zoe zipped zippers.

CAPITAL CONNECTIONS

These capitals connect. Copy the capitals and connect to the lowercase letter.

Aa Cc Ee Gg Kk Ll Mm

Nn Zz Rr Uu Yy Zz

These capitals DO NOT connect. Copy.

Bb Dd Ff Hh Ii Oo

Pp Ss Tt Vv Ww Xx

CAPITAL REVIEW


Translate the capitals into cursive.

A B C D E F G H

I J K L M N O P Q

R S T U V W X Y Z

POEM



You're or Your?

If you're (you are) going for a run,

You're, the contraction, is the one,

But if you have lost your shoes,

Possessive your is what to use.

Change print to cursive.

We're racing for our team.

WORDS

Copy.

PREFIXES

pre- = before

auto- = self

WORD ROOTS

aqua = water

graph = writing


geo, terra = earth

SUFFIXES

-arium = place for

-ology = study of

Use Greek and Latin
to figure out big words.



preview

autograph

aquarium

geography

territory

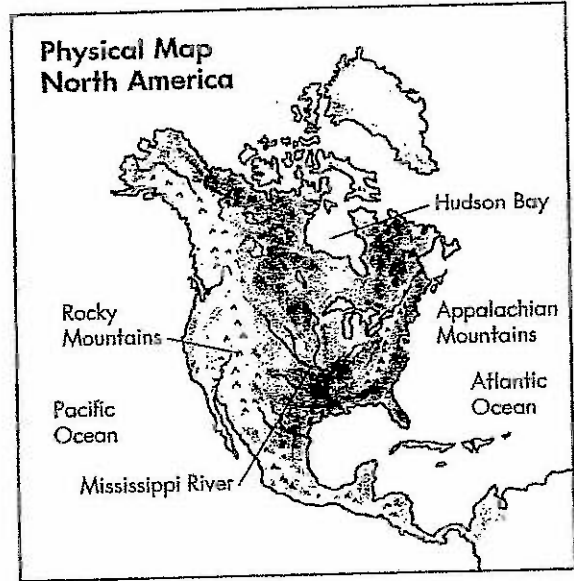
terrarium

geology

PARAGRAPH



POLITICAL MAPS
Land and water outlines
Countries – names and borders



PHYSICAL MAPS
Land – terrain: mountains, deserts, flat lands
Water features – rivers, lakes

Use the information. Complete the body of the paragraph.

Look at maps. All maps are flat.

Political maps show

Physical maps show

Maps show different things.

FRIENDLY LETTER

Write a thank you letter. Organize your letter like this.

Date
Month Day, Year

Greeting

Dear _____,

Body

Say, "thank you" and explain how much you appreciate the gift or help. Mention what it is or what they did. Add details to make it more personal.

Use a comma:

1. After the day of the month
2. After the greeting
3. After the closing

Closing

Sincerely, Thank you, or Love,

Signature

WORDS



astronomer



author



inventor



pianist



magician



philosopher



jazz singer

These are suffixes for people: -er, -or, -ist, -ian.

Copy.

= er: astronomer, diver, teacher

= or: author, doctor, inventor

= ist: pianist, dentist, motorist


= iam: magician, physician, optician

= er: philosopher, jazz singer

= ist: scientist, artist

PARAGRAPH

Galileo



Look at the night sky. If

it's clear, you'll see countless stars,

a few planets, and one moon.


Galileo, an astronomer, was the

first to see more moons. In 1609,

he made a telescope strong enough

to see four of Jupiter's moons.

SYMBOLS



1. exclamation
2. at
3. number
4. dollar
5. percent

6. caret
7. and
8. asterisk
9. open parenthesis
0. close parenthesis

Write the symbol name in cursive.

! ! _____

^
6 ^ _____

@
2 @ _____

&
7 & _____

3 # _____

*
8 * _____


\$
4 \$ _____

(
9 (_____

%
5 % _____

)
0) _____

LETTERS



knack knife knew knees

wreck wrap write wrist

climb lamb crumb thumb

Write sentences with some of the words.

Blank handwriting lines for writing sentences.

SENTENCES

Capitalize titles like: Mr., Dr., Ms., Miss, Mrs.

Capitalize the first, last, and important words in book, movie, and song titles.

CAPITALIZE:

Finish the sentences about yourself.

Schools

My school is _____

Titles, names

My teacher is _____

Book titles

I read _____

Movie titles

I saw _____

Song titles

I can sing _____

Cities, towns

I live in _____

Rivers, lakes,
oceans


The closest water is _____

First word
of a quote

I said, " _____ ")

NAMES

Copy the names.



- Born Sept. 26, 1898
- Pianist and composer
- Wrote "Rhapsody in Blue"

George Gershwin



- Born April 29, 1899
- Composer, pianist, and bandleader
- Wrote "It Don't Mean a Thing"

Duke Ellington



- Born April 25, 1917
- Jazz singer and "First Lady of Song"
- Sang "I've Got Rhythm"

Ella Fitzgerald



- Born May 3, 1919
- Folk singer and composer
- Wrote "If I Had a Hammer"


Pete Seeger

Write about one of these musicians or another favorite of yours.

Handwriting practice lines for writing a paragraph about a musician.

PARAGRAPH

TROPICAL RAINFOREST



Finish the sentences.

EMERGENT LAYER: parrots, butterflies

CANOPY: monkeys, toucans

UNDERSTORY: sloths, snakes, lizards

FOREST FLOOR: insects, jaguars, anteaters, frogs

A tropical rainforest bursts
with life. At the top,

just below

The understory

The floor is home to

SENTENCES



CAPITALIZE:

Finish the sentences about yourself.

Initials

My initials are _____

Names

My name is _____

Days

Today is _____

Months

My birthday is in _____

Languages

I speak _____

Holidays

My favorite holiday is _____

Names

I admire _____

Places

I would like to visit _____

Check Sentence

PARAGRAPH



sponge



Garret Augustus Morgan, Sr.
born March 4, 1877
inventor of safety hood device
1916 Lake Erie tunnel explosion

Men were trapped

in the smoky tunnel.

Firemen couldn't go in.

Then, Garret put on his safety

hood invention. A wet sponge

cooled and cleaned the air. He

could breathe! He saved two lives.

WORDS

Fill in the blanks to make compound words.



sun

sun + light = sunlight



rain

_____ + bow = _____



fire

_____ + fly = _____



lantern

_____ + fish = _____



bed

_____ + time = _____

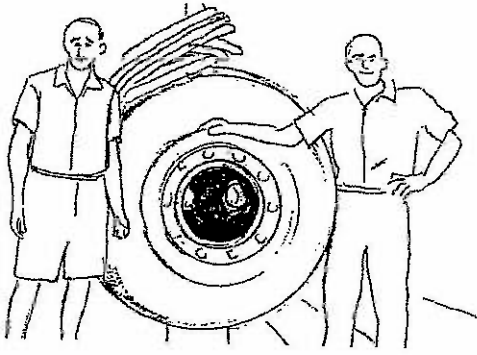
SIX SYL - LA - BLE WORD



bi - o - lu - mi - nes - cent

bio biolumi bioluminescent

PARAGRAPH



Bathysphere

- Strong, steel hollow ball
- Tied to ship, lowered and raised
- Oxygen hoses, phone, and electric cables
- 1930–1934 near Bermuda

Bathysphere



William Beebe, born July 25, 1877

- Planned dive to deep ocean (Abyss)
- Marine biologist, famous scientist
- First to see the Abyss with Barton
- Described bioluminescent creatures



Otis Barton, born June 5, 1899


- Heard about Beebe's plan
- Engineer with design ideas
- Inventor of Bathysphere
- Made deepest dive with Beebe

Finish the paragraph.

Beebe and Barton were a team.

PARAGRAPH

What's in the midnight zone,
the deep, dark ocean? There's
a light show! Bioluminescent
animals glow and blink.



SENTENCES



Always do right.

Mark Twain
- Born Nov. 30, 1835

Translate the quotations into cursive.

Mark Twain said, "Always do right."



Independence is happiness.

Susan B. Anthony
- Born Feb. 15, 1820



学而时习之，不亦说乎。

Confucius
- Born Sept. 28, 551 BCE

To learn and to practice is a joy.
